

LK5000 PROGRAMMABLE POS KEYBOARD SPECIFICATIONS

MECHANICAL

Weight			
Basic Unit	2.4lbs.		
with MSR	2.5lbs.		
with Scanner	2.6lbs.		
Dimension (in inches)			
	STD	w/Scanner	
Width	15.7	15.9	
Depth	7.5	7.5	
Front Height	0.5	0.5	
Max. Height	1.8	2.2	
w/legs ext.	2.2	2.6	
Keys			
	58 full travel mechanical		
Life cycle			
	>10 million tactile cycles		
MSR			
	2 tracks standard		
Life Cycle			
	300,000 passes		
SCANNER			
	Laser		
Class			
	CDRH Class II		
MTBF			
	100,000 hours		

ELECTRICAL

Input voltage (from computer)	+5VDC
Current	
Basic Unit	25ma
MSR	50ma
Scanner	
Standby	15ua
Scan Mode	100ma
Surge	130ma

ENVIRONMENTAL

Operating Temp	0°C to +50°C
Storage Temp	-20°C to +60°C
Relative Humidity	
Operating	85% max. non-condensing
Non-operating	90% max. non-condensing
Vibration (10 to 55 Hz.)	4G's
Shock	40G's

INTERFACE

Keyboard Wedge	Standard
RS232C	Optional

GENERAL INFORMATION

Keyboard interface cable, utility software, and legend labels supplied.

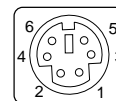
PROGRAMMING THE KEYBOARD

1. Use the utility software supplied to program up to 256 alphanumeric characters per key. Utility program will **write to** and **read from** computer disk memory.
2. Keyboard supports computer control keys (Shift, CTRL, ALT, F1 through F12) and all arrow keys).

CONNECTOR PINOUTS

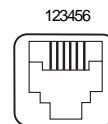
J1 (PS/2F) to PS/2 Keyboard

- | | |
|---|---------------|
| 1 | Keyboard Data |
| 2 | No Connection |
| 3 | Ground |
| 4 | +5VDC |
| 5 | Clock |
| 6 | Shield |



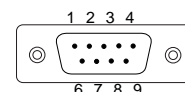
J2 (RJ11F) to Computer

- | | |
|---|---------------|
| 1 | Clock |
| 2 | Data |
| 3 | No Connection |
| 4 | Ground |
| 5 | +5VDC |
| 6 | No Connection |



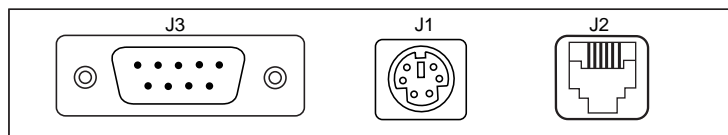
J3 (DB9M) RS232C to Computer

- | | |
|---|------------------------------|
| 1 | DCD |
| 2 | Receive Data (from computer) |
| 3 | Transmit Data (to computer) |
| 4 | DTR |
| 5 | Ground |
| 6 | DSR |
| 7 | RTS |
| 8 | CTS |
| 9 | No connection |



Pins 1,4, and 6 are tied together internally

Pins 7 and 8 are tied together internally



CONNECTOR ARRANGEMENT